

# What to expect when visiting Project Arts Centre



# Page 1 - What is this document

This is a short document to let you know what to expect when visiting Project Arts Centre.

You can find more information about getting to Project Arts Centre on our Temple Bar Access Guide by clicking [here](#).

You can find more information on what will be presented as part of Wired: Neur-Friendly club night by clicking [here](#).

## Contents

- Outside Project - page 2
- Inside Project (Downstairs) - page 3
- Inside Project (Upstairs) - page 6
- Contact information - page 8



# Page 2 - Outside Project

**1 - This is the outside of Project Arts Centre.**

**It is located on East Essex Street in Temple Bar, Dublin 2.**

**Some people refer to it as "the big blue building".**



**2 - You can enter through the big glass door.**

**There is a big blue 'a' on the door.**

**Sometimes there is a security guard standing next to or near the door.**



**3 - There is a button to the left of the entrance.**

**Once you press it the door will open slowly.**

**After you go into the building, the door will close automatically behind you.**



# Page 3 - Inside Project (Downstairs)

**4 - When you go in the building, you will be on the ground floor.**


**It is a big open space with seating areas, an information desk, a lift, stairs and access to toilets. Some WIRED activities will take place here.**

**5 - There is a lift next to the entrance. You can use it to get to the first floor. More WIRED activities will be on the first floor foyer.**

**You will only be able to go to Floor 0 and Floor 1. All other floors are for staff.**

**6 - This is the information desk and box office.**

**A member of staff will be behind the information desk. If you have any questions, they will be happy to answer you.**



## Page 4 - Inside Project (Downstairs - DJ Space)

**10 - This is the door to The Cube. It is next to the box office.**

**This is where one of the DJ sets will take place. Once the door is open, audiences can enter. No food or drink is allowed in the space.**



**11 - Once you enter the space, there will be a short walkway straight ahead.**

**This will lead you towards the dance floor along some tiered seating to your right.**

**12 - Some of these seats will be removed.**

**The space will look different and will be designed to be a neuro-friendly environment.**

**Music will be played through speakers, not headphones.**



# Page 5 - Inside Project (Downstairs)

**7 - Usually, there is a comfy seated area next to the entrance.**

**Instead, silent disco headphones will be available for attendees to pick up here.**



**8 - There will be a comfy seated area under the stairs.**

**This area is a bit more private than other parts of the ground floor.**

**There are some plug points here if you need them.**



**9 - Toilets are through the yellow door in the corner of the room.**

**There are toilets for all genders and an accessible toilet.**



# Page 6 - Inside Project (Upstairs)

**10 - You can use the stairs or lift to get to Floor 1. Other WIRED activities will be on the first floor foyer. The second DJ space will also be on the first floor.**

**There are 31 steps. The stairs curve on the way up.**



**11 - When you get to the top of the stairs there are benches, tables and cushions.**

**There might be some people gathered in this area doing various activities.**



**12 - When you pass the seated area you will see the lift again on your left.**

**You can use the lift to return to the ground floor or Floor 0 and leave the building if you want.**



# Page 7 - Inside Project (Upstairs)

**16 - This is the door to The Space Upstairs which is the other DJ space. It is opposite the lift on Floor 1.**

**Music will be played in this space through the portable headphones you will receive at the entrance.**


**17 - Once the door is open the DJ set is about to begin.**

**Once you enter the space, you will face tiered seating. You will need to turn to the right which will lead you to the dancefloor.**

**18 - Tiered seating will face the dancefloor.**

**No food or drink is allowed in the space.**

**The space will look very different and will be designed to support a neuro-friendly experience.**



# Page 8 - Inside Project (Upstairs)

**13 - Across from the lift there is a small hallway. You will find more toilets down the hallway on the left.**

**There are toilets for all genders but there is no accessible toilet in this area.**


**14 - Past the lift and toilets there is a bar and some more seating areas.**

**Here you can buy drinks and snacks. A member of staff will be behind the bar.**

**15 - There is a smoking area next to the bar.**

**It has some benches and sheltering.**

**You can take your drinks out here if you want.**



## Page 9

**If you have any questions  
around access requirements,  
please email  
[adrian@projectartscentre.ie](mailto:adrian@projectartscentre.ie)**

**Adrian is the Access Manager  
and will be happy to answer any  
questions you may have.**

